COURTYARD MARRIOTT - SASKATOON

100%
COMPLETED
DURABOND

API INC. DEVELOPMENT CONSULTANTS
ARCHITECTURE & PLANNING INITIATIVES

DURABOND BUILDING SYSTEMS INC.

CANAM BÂTIMENTS

PROJECT PROFILE
"DUREX PANEL WALL SYSTEM"

DURabond
BUILDING SYSTEMS INC.

COURTYARD MARRIOTT

6178 Netherhart Road Mississauga, Ontario, Canada L5T 1B7
Phone: (416) 759-4474 Fax: (416) 759-4470 E-mail: info@durabond.com

PROJECT PROFILE
"DUREX PANEL WALL SYSTEM"

DURabond BUILDING SYSTEMS INC.

Item	NATIONAL BUILDING CODE DATA MATRIX	NBC Reference References are to Division B
1	PROJECT NAME & LOCATION MARRIOTT COURTYARD SASKATOON, SK ■ New ☐ Addition ☐ Alteration ☐ Change of Use	■ Part 3 1.1.2. (A)
2	MAJOR OCCUPANCY(S) Residential - Group C Assembly - Group A, Division 2	3.1.2.1
3	BUILDING AREA Existing N/A New 1,408.0 sm (15,156 sq. ft.)	1.4.1.2.(A)
4	GROSS AREA Existing N/A New 7,518.0 sm (80,906sq. ft.)	1.4.1.2.
5	NUMBER OF STOREYS Above Grade 6 storeys Below Grade None	1.4.1.2. (A) & 3.2.1.1.
6	HEIGHT OF BUILDING 18.49 m (60.65')	
7	NUMBER OF STREET/ACCESS ROUTES Facing 1 Street	3.2.2.10
8	BUILDING CLASSIFICATION Group A, Division 2, up to 6 Storeys, Any area, Sprinklered	3.2.2.24
9	SPRINKLER SYSTEM PROPOSED ■ entire building ☐ basement only ☐ in lieu of roof rating ☐ not required	3.2.2.24
10	STANDPIPE REQUIRED ■ YES ☐ NO	3.2.5.8
11	FIRE ALARM REQUIRED ■ YES ☐ NO	3.2.4
12	WATER SERVICE/SUPPLY IS ADEQUATE ■ YES ☐ NO	3.2.5.7.
13	HIGH BUILDING ☐ YES ■ NO	3.2.6.1
14	CONSTRUCTION PERMITTED ☐ Combustible ■ Non-combustible ☐ Both CONSTRUCTION ACTUAL ☐ Combustible ■ Non-combustible ☐ Both	3.2.2.45
15	MEZZANINE(S) area N/A	3.2.1.1(1)-(8)
16	OCCUPANT LOAD based on ☐ m2/person ■ design of building 1st Floor: Occupancy: A2 Load: 127 meeting rooms; Load: 10 hotel staff 2nd Floor: Occupancy: C Load: 56 persons 3rd Floor: Occupancy: C Load: 56 persons 4th Floor: Occupancy: C Load: 56 persons 5th Floor: Occupancy: C Load: 56 persons 6th Floor: Occupancy: C Load: 56 persons Total: 417 persons	3.1.17.1.(1)
17	SARNIER FREE DESIGN ■ YES ☐ NO (explain) _____	3.8
18	HAZARDOUS SUBSTANCES ☐ YES ■ NO	3.3.1.2.(1) & 3.3.1.19.(1)
19	Req'ment: Fire — Horizontal Assemblies FRR (hours) — Listed Design No. Floors: 1 hour hours — ULC 1018 — 3.2.2.24 roof: no rating hours — 3.2.2.24 mezzanine: N/A hours Rating (min): Supporting Members — FRR of Supporting Members — Listed Design No. Floors: 1 hour hours — 3.2.2.24 roof: no rating hours — 3.2.2.24 mezzanine: N/A hours	
20	WASHROOM FACILITIES — W.C.s REQUIRED (male/fem.) STAFF; W.C.s PROVIDED (male/fem.) Unisex STAFF 1st Floor: Occupancy: A2 2/3 1 3/3 1 1	3.7.4 3.7.2.5
21	EXITS (from level) — REQUIRED: No. Exit Width (mm per exit), Max Travel (m to one exit) — PROVIDED: No. Exit Width (mm per exit) 1st Floor: 2 537 46 2 900 2nd - 6th: 2 512 46 2 900	3.4.2.1 number 3.4.2.3 dist between 3.4.3.2(6) width 3.4.3.4 travel distance 3.4.3.2 (1)(a) capacity grd. level 3.4.3.2(1)(b) capacity 2nd level
22	SPATIAL SEPARATION - Construction of Exterior Walls	3.2.3.1.

Wall	Area (m²) (m²)	L/D (m)	L/H or H/L	Permitted Max % of Openings	Proposed % of Openings	FRR (hours)	Listed Design or Description	Comb. Const.	Comb. Const. Non-comb. Cladding	Non-comb. Const.
East		3.46		72%		1hr				■
West		>6 m		100%		no rating				■
North		>6 m		100%		no rating				■
South		>6 m		100%		no rating				■

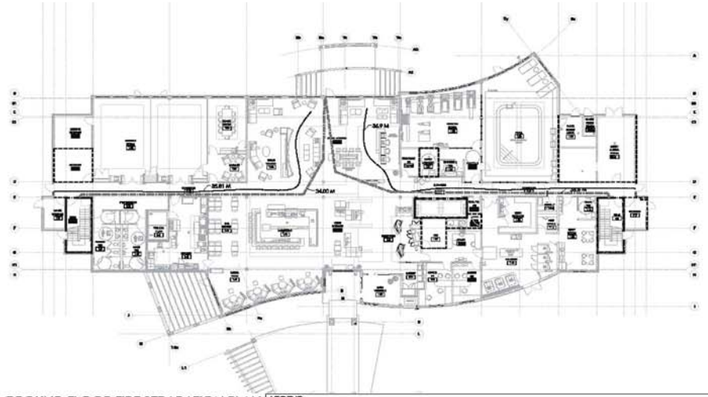

1 A-002 GROUND FLOOR FIRE SEPARATION PLAN
1/16" = 1'-0"

LEGEND
2HR - FIRE SEPARATION BRAND REQUIREMENT
1HR - FIRE SEPARATION
STANDPIPE HOSE DISTANCE 33m (108'-3") MAX. HOSE STREAM

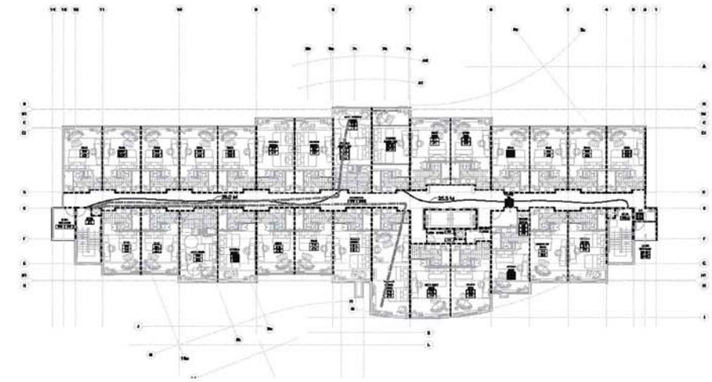

2 A-002 TYPICAL FLOOR FIRE SEPARATION PLAN
1/16" = 1'-0"

FIRE SEPARATION HAVING FIRE RESISTANCE RATING
1 HR - SUITE DEMISING WALLS 1 HR - CORRIDOR WALLS AT SUITES 2 HR - EXIT STAIRS, ELEVATOR SHAFT 1 HR - SERVICE & ELECTRICAL ROOMS 1 HR - FLOORS 0 HR - ROOF
SEAL TOP AND JOINTS IN MASONRY FIRE RATED WALLS WITH NON-SHRINK GROUT OR ULC RATED FIRE STOP CAULKING
ALL FIRE RATED PARTITIONS TO HAVE FIRE STOP CAULKING AT TOP & BOTTOM OF GYPSUM BOARD.
ANY COMBUSTIBLE INSULATION MATERIAL SHALL COMPLY WITH O.B.C., ARTICLE 3.1.5.12

BUILDING AREA SUMMARY		
GROUND FLOOR	15,156 SQ.F.	1,408 SQ.M
2ND FLOOR	13,150 SQ.F.	1,222 SQ.M
3RD FLOOR	13,150 SQ.F.	1,222 SQ.M
4TH FLOOR	13,150 SQ.F.	1,222 SQ.M
5TH FLOOR	13,150 SQ.F.	1,222 SQ.M
6TH FLOOR	13,150 SQ.F.	1,222 SQ.M
TOTAL GROSS BUILDING AREA:	80,906 SQ.F.	7,518 SQ.M

ROOM MIX

ROOM TYPE	2ND	3RD	4TH	5TH	6TH	TOTAL	MIX %	TOTAL ACCESSIBLE
KING	13	13	13	13	13	65	46.4	
KING ACCESSIBLE	1	1	1	1	1	5	3.6	5
MOD KING	4	4	4	4	4	20	14.3	
MOD EXT KING	2	2	2	2	2	10	7.2	
DOUBLE QUEEN	5	5	5	5	5	25	17.8	
DOUBLE QUEEN SUITES	1	1	1	1	1	5	3.6	
DOUBLE QUEEN EXT	1	1	2	2	2	8	5.7	
DOUBLE QUEEN ACCESSIBLE	1	1				2	1.4	2
TOTAL	28	28	28	28	28	140	100%	5%

WALL TYPE NOTES

NO STEEL STUDS OR GYPSUM BOARD ON CONCRETE WALLS REQUIRED IN STAIRWELLS, ELEVATOR SHAFT

WALLS SURROUNDING OFFICE AREAS, PUBLIC WASHROOMS, POOL & MEETING ROOMS TO ALSO HAVE 3 1/2" SOUND INSULATION

POOL AREA & SUITE WASHROOMS TO HAVE MOISTURE, MOLD AND MILDEW RESISTANT GYPSUM BOARD ON WALLS AND CEILING. TYPE:
- "AQUA-TOUGH FIBERCK SHEATHING BY CGC FOR SMOOTH PAINTED SURFACES
- "DUROCK" CEMENT BOARD SHEATHING BEHIND ALL CERAMIC TILE

OR APPROVED EQUAL.

SHOWER AND BATHTUB ENCLOSURES IN SUITE WASHROOMS TO HAVE DENS ARMOUR PLUS FOR SMOOTH PAINTED SURFACES OR APPROVED EQUAL.

SEAL TOP AND JOINTS IN MASONRY FIRE RATED WALLS WITH NON-SHRINK GROUT OR ULC RATED FIRE STOP CAULKING

AL FIRE RATED PARTITIONS TO HAVE FIRE STOP CAULKING AT TOP AND BOTTOM OF GYPSUM BOARD

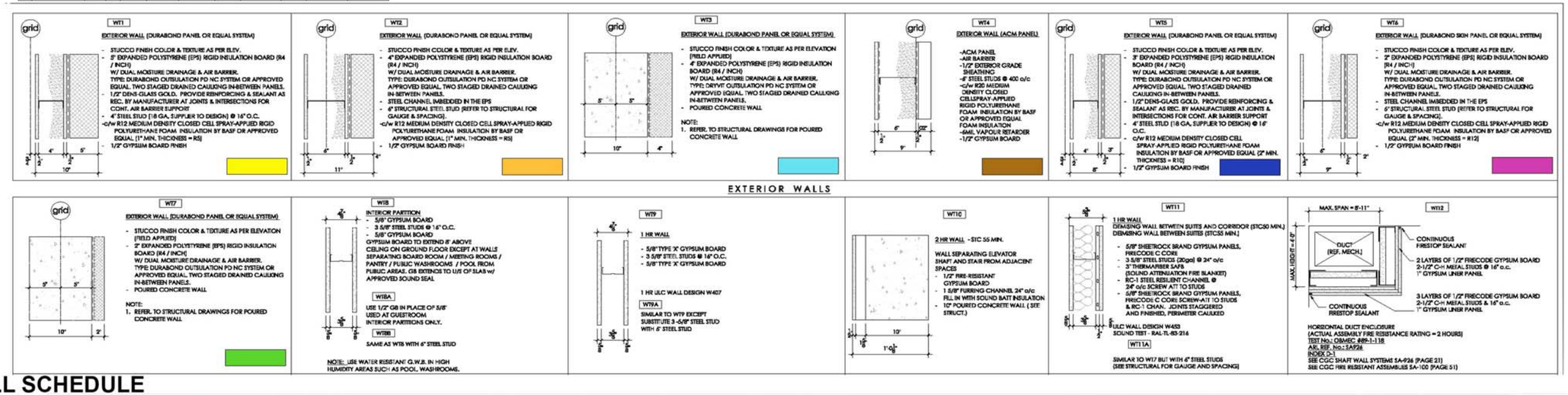

WALL SCHEDULE

COURTYARD MARRIOTT

6178 Netherhart Road Mississauga, Ontario, Canada L5T 1B7
Phone: (416) 759-4474 Fax: (416) 759-4470 E-mail: info@durabond.com

PROJECT PROFILE
"DUREX PANEL WALL SYSTEM"

DURabond
BUILDING SYSTEMS INC.

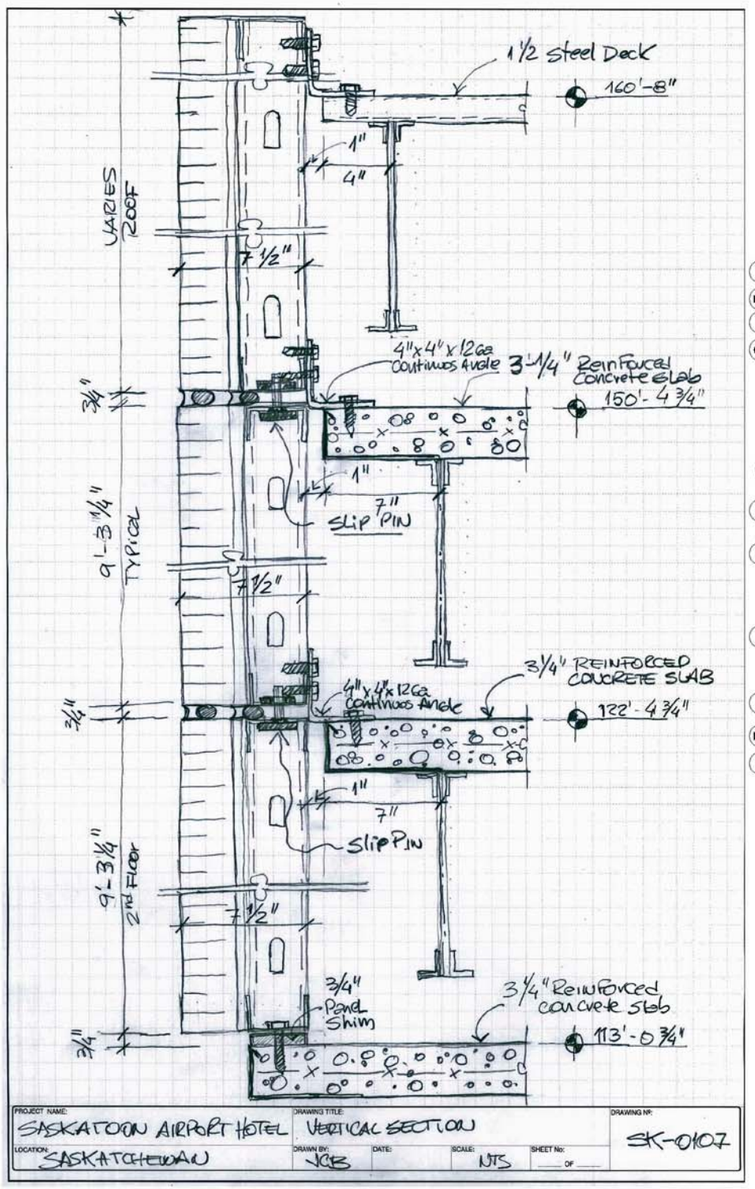

TYPICAL WALL SECTION

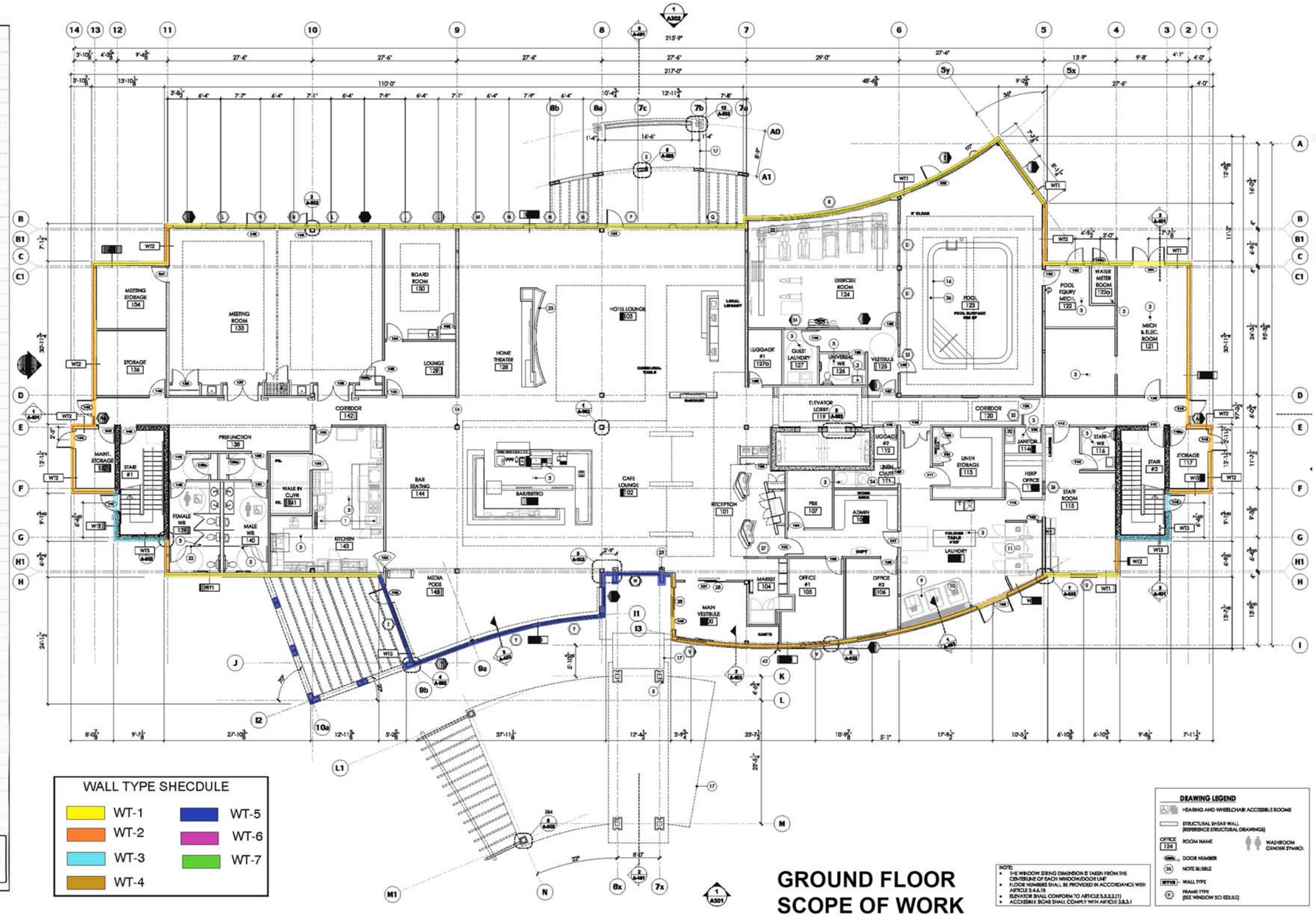

GROUND FLOOR SCOPE OF WORK

COURTYARD MARRIOTT

6178 Netherhart Road Mississauga, Ontario, Canada L5T 1B7
Phone: (416) 759-4474 Fax: (416) 759-4470 E-mail: info@durabond.com

PROJECT PROFILE
“DUREX PANEL WALL SYSTEM”

DURabond
BUILDING SYSTEMS INC.

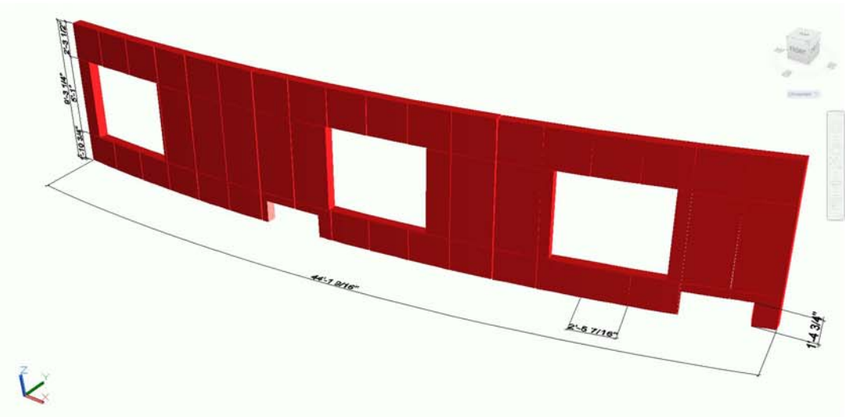

ROUNDED WALL W/ PREFABRICATED EIFS PANELS
METALIC FINISH

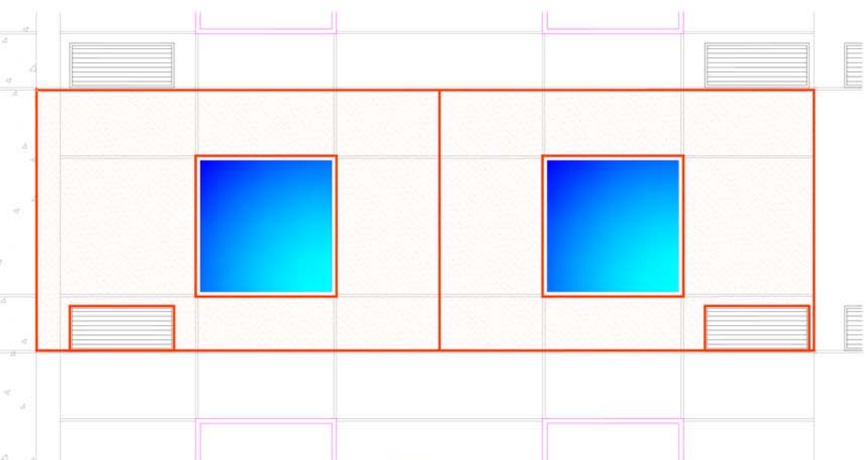

TYPICAL PANEL LAYOUT
WITH PUNCHED OPENINGS
AVAREGE PANEL SIZE 9’-3” X 13’6”

TYPICAL FLOOR
SCOPE OF WORK

COURTYARD MARRIOTT

6178 Netherhart Road Mississauga, Ontario, Canada L5T 1B7
Phone: (416) 759-4474 Fax: (416) 759-4470 E-mail: info@durabond.com

PROJECT PROFILE
"DUREX PANEL WALL SYSTEM"

DURabond
BUILDING SYSTEMS INC.

1 A-301 SOUTH ELEVATION

2 A-301 WEST ELEVATION

WALL TYPE SHECDULE

- WT-1
- WT-2
- WT-3
- WT-4
- WT-5
- WT-6
- WT-7

EXTERIOR FINISH SCHEDULE

FIN. #	MATERIAL	COLOR
A-1	DURABOND PANEL (OR SIMILAR SYS) TERRANIO FINISH WIREVEAL	"EVEREST" (DURAVIT) #289
A-2	ABC PANEL	DEEP RED
A-3	WINDOW WALL	DARK GRAY
A-4	DURABOND PANEL (OR SIMILAR SYS) TERRANIO FINISH WIREVEAL	"SIMSALTAR" (DURAVIT) #289
A-5	METAL SCREEN	BLACK
A-6	ABC PM WIREVEAL	DEEP RED
A-7	DURABOND PANEL (OR SIMILAR SYS) TERRANIO FINISH WIREVEAL	"VESUVIUS" (DURAVIT) #206
A-8	PREFINISHED METAL	BLACK
A-9	ABC PANELS	IVORY

NOTES :

1. STUCCO COLOURS ARE BASED ON "DEYVIT" COLOURS.
2. SEE A-503 FOR WINDOW SCHEDULE.
3. CHANGE OF COLOUR OCCURS ON INSIDE CORNER OF CONTROL JOINTS TO ACCENT BASE COLOUR.
4. ALL EXTERIOR H.M. DOORS AND FRAMES & LOUVRES ON FIRST FLOOR ARE TO BE PAINTED TO MATCH STONE.
5. HPS MUST BE INSTALLED IN ACCORDANCE WITH HPU'S STANDARDS RECOMMENDATIONS.
6. ALUMINIUM WINDOWS AND DOORS TO BE FPG LIGHT BRONZE #40 K7-1232
7. WINDOW GRILLES AND LOUVRES TO BE PREFINISHED TO MATCH WINDOW FRAMES.
8. ALL MECHANICAL LOUVRES ARE MOUNTED @ 12'-0" o.c. UNLESS OTHERWISE NOTED

DRAWING LEGEND

- 5 — SHED DESIGNATION SYMBOL
- 6 — WINDOW / ALUMINIUM SCREEN DESIGNATION SYMBOL
- 5-1 — EXTERIOR MATERIAL TYPE DESIGNATION SYMBOL
- DIRECTION OF OPERABLE WINDOW OPENING
- PREFINISHED METAL LOUVRE GRILLE COLOUR TO MATCH STONE (REFERENCE MECHANICAL DRAWINGS FOR EXACT SIZE AND LOCATION)
- FLOOR LEVEL DESIGNATION SYMBOL FLOOR LEVEL
- PTAC GRILL
- STONE DESIGNATION
- EXTERIOR FACADE BRANDED UP-LIGHT. (REFERENCE ELECTRICAL)
- BRANDED COLUMN DOWN LIGHTING AT PORTE COCHERE. (REFERENCE ELECTRICAL)

NOTE:
BUILDING SIGNAGE IS FOR REFERENCE PURPOSES ONLY. OWNER TO APPLY FOR SIGNAGE PERMIT IN FUTURE SUBMISSION.

SCOPE OF WORK

COURTYARD MARRIOTT

6178 Netherhart Road Mississauga, Ontario, Canada L5T 1B7
Phone: (416) 759-4474 Fax: (416) 759-4470 E-mail: info@durabond.com

PROJECT PROFILE
"DUREX PANEL WALL SYSTEM"

DURabond
BUILDING SYSTEMS INC.

1 A-302 NORTH ELEVATION

SCOPE OF WORK

2 A-302 EAST ELEVATION

WALL TYPE SHECDULE

- WT-1
- WT-2
- WT-3
- WT-4
- WT-5
- WT-6
- WT-7

COURTYARD MARRIOTT

6178 Netherhart Road Mississauga, Ontario, Canada L5T 1B7
Phone: (416) 759-4474 Fax: (416) 759-4470 E-mail: info@durabond.com

PROJECT PROFILE
"DUREX PANEL WALL SYSTEM"

DURabond
BUILDING SYSTEMS INC.

SOUTH ELEVATION

NORTH ELEVATION

COURTYARD MARRIOTT

6178 Netherhart Road Mississauga, Ontario, Canada L5T 1B7
Phone: (416) 759-4474 Fax: (416) 759-4470 E-mail: info@durabond.com

PROJECT PROFILE
"DUREX PANEL WALL SYSTEM"

DURabond
BUILDING SYSTEMS INC.

WEST ELEVATION

EAST ELEVATION

COURTYARD MARRIOTT

6178 Netherhart Road Mississauga, Ontario, Canada L5T 1B7
Phone: (416) 759-4474 Fax: (416) 759-4470 E-mail: info@durabond.com

PROJECT PROFILE
"DUREX PANEL WALL SYSTEM"

DURabond BUILDING SYSTEMS INC.

TYPICAL FLOOR LAYOUT

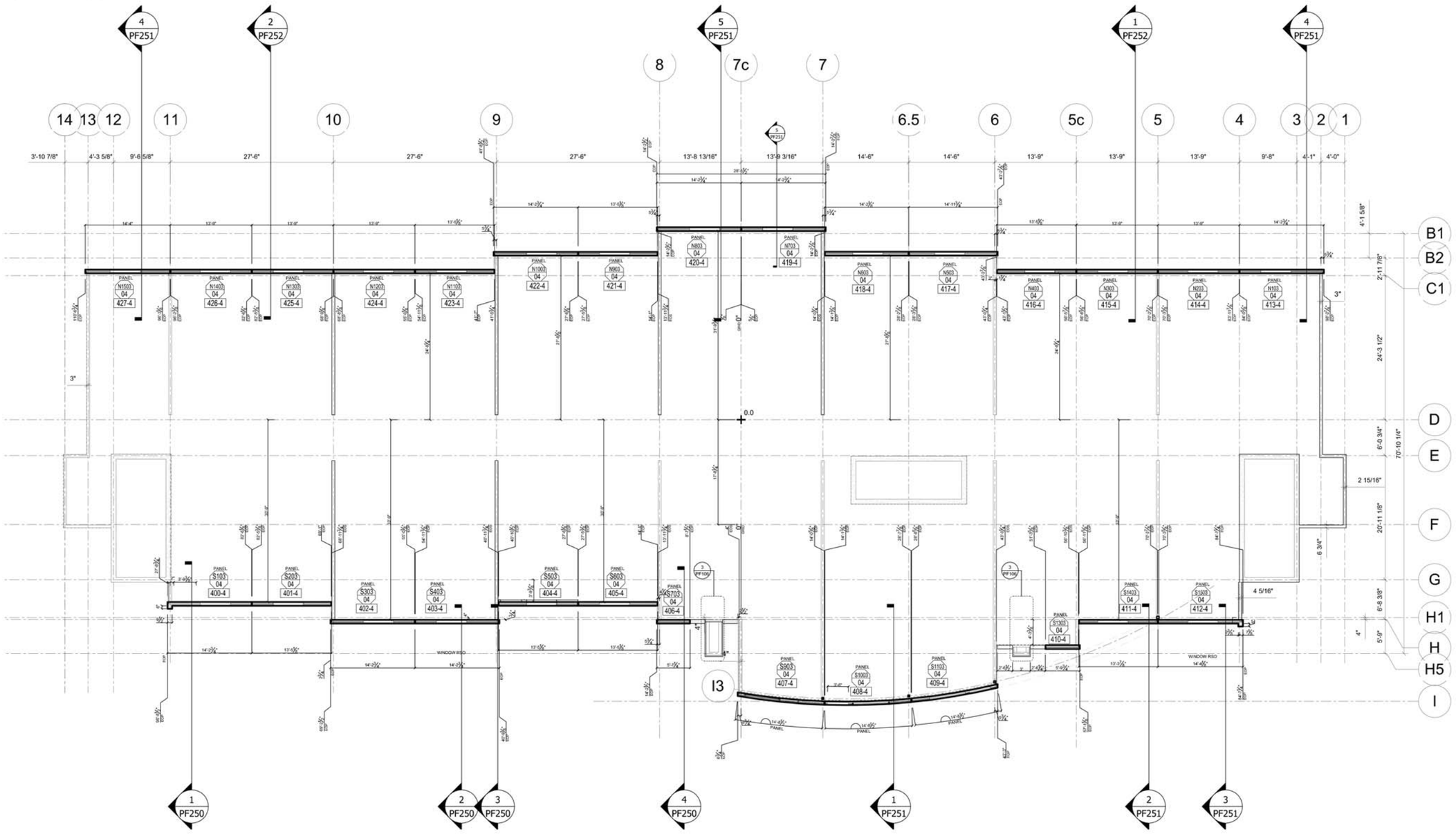

COURTYARD MARRIOTT

6178 Netherhart Road Mississauga, Ontario, Canada L5T 1B7
Phone: (416) 759-4474 Fax: (416) 759-4470 E-mail: info@durabond.com

PROJECT PROFILE
"DUREX PANEL WALL SYSTEM"

DURabond BUILDING SYSTEMS INC.

BUILDING SECTIONS



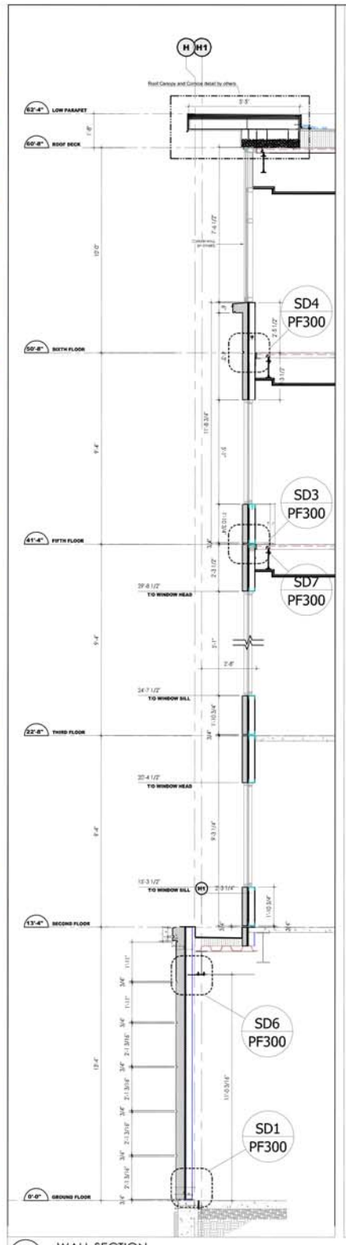

1 PF250 WALL SECTION
3/8" = 1'-0"

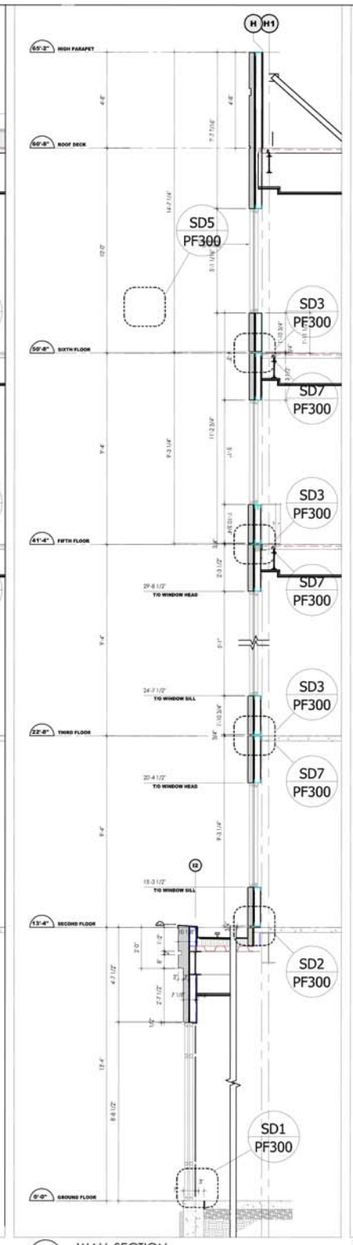

2 PF250 WALL SECTION
3/8" = 1'-0"

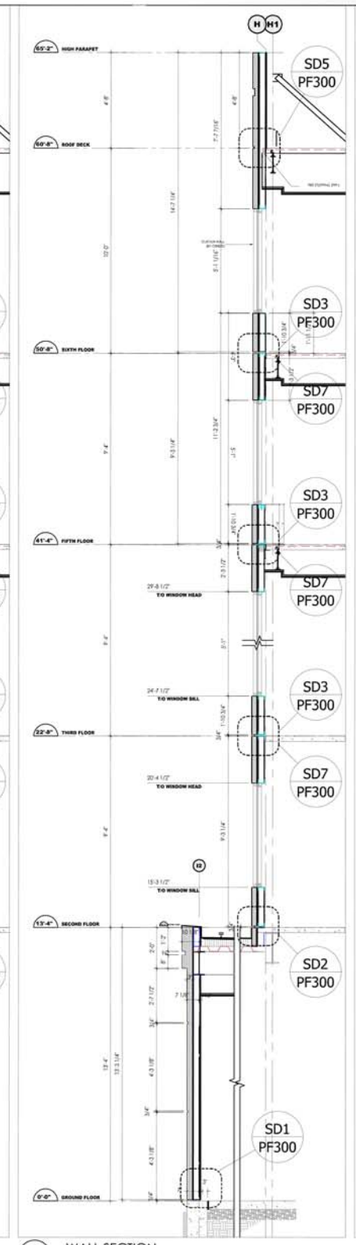

3 PF250 WALL SECTION
3/8" = 1'-0"

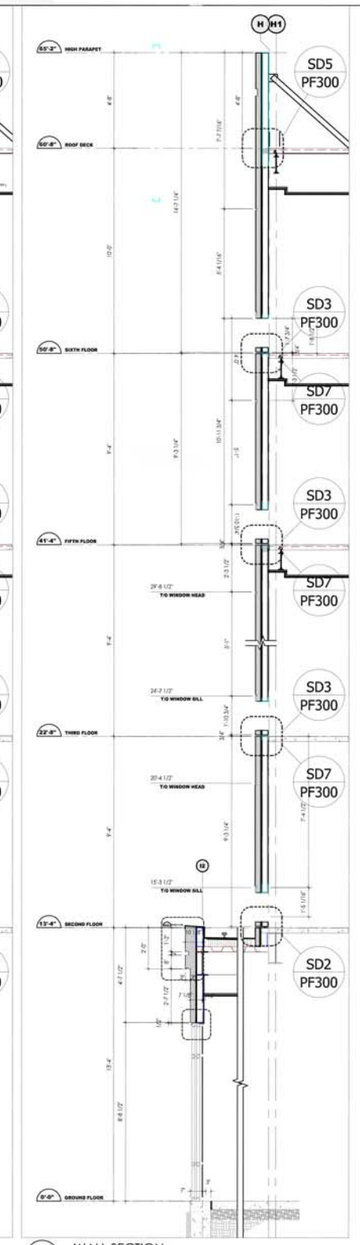

4 PF250 WALL SECTION
3/8" = 1'-0"

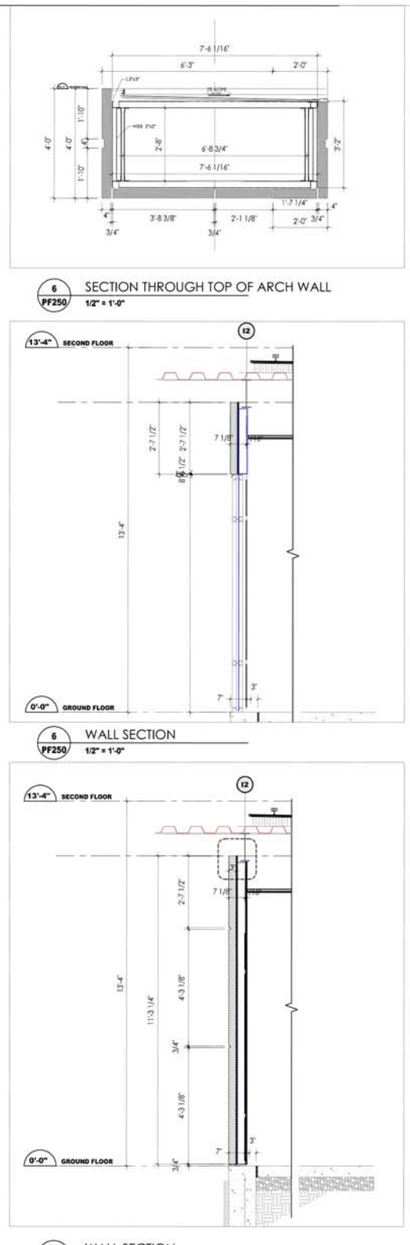

6 PF250 SECTION THROUGH TOP OF ARCH WALL
1/2" = 1'-0"

6 PF250 WALL SECTION
1/2" = 1'-0"

5 PF250 WALL SECTION
1/2" = 1'-0"

0 SUBMISSION 16-SEPT-13

DURabond BUILDING SYSTEMS INC.

COURTYARD, MARRIOTT
SASKATTON AIRPORT
SASKATCHEWAN
AIRPORT DRIVE

WALL SECTIONS
PANEL LAYOUT

12SK03
1"=1/8"
ATP
MN

SH | PF250 | 00 | DCA ATP

COURTYARD MARRIOTT

6178 Netherhart Road Mississauga, Ontario, Canada L5T 1B7
Phone: (416) 759-4474 Fax: (416) 759-4470 E-mail: info@durabond.com

PROJECT PROFILE
"DUREX PANEL WALL SYSTEM"

DURabond BUILDING SYSTEMS INC.

CONNECTION DETAILS

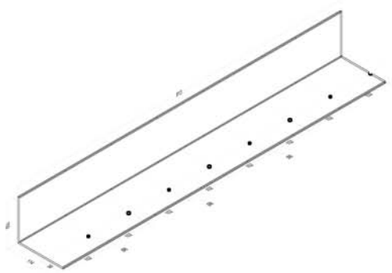

CONTINUOUS ANGLE

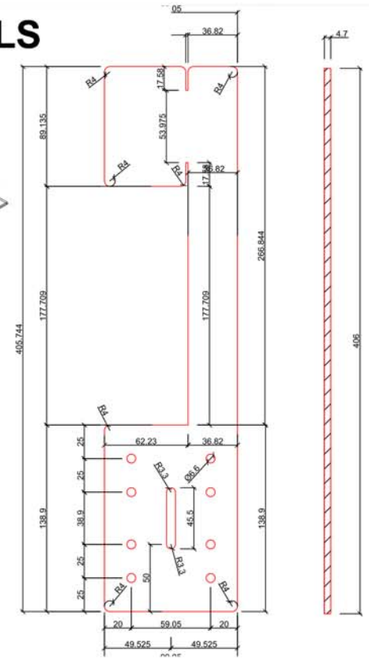

SLIP STICK

ITEM DESCRIPTION	SIZE	UNIT WT.	TOTAL PCS.
SLIP PIN (Panel Slip Connection)	3" x 3" x 1/4" x 2"	663 lg.	250
COATING		ZINC PLATED	

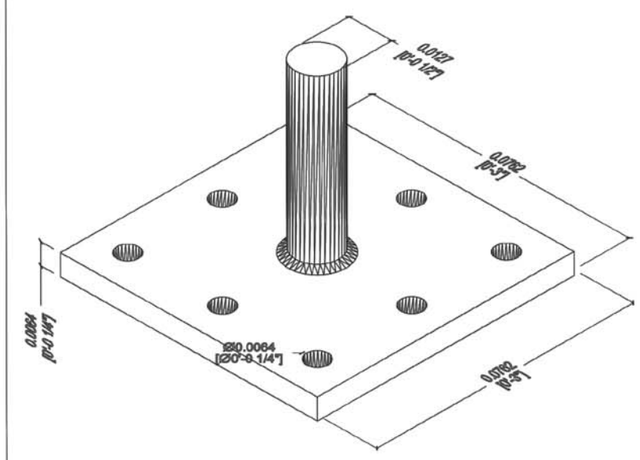

SLIP PIN

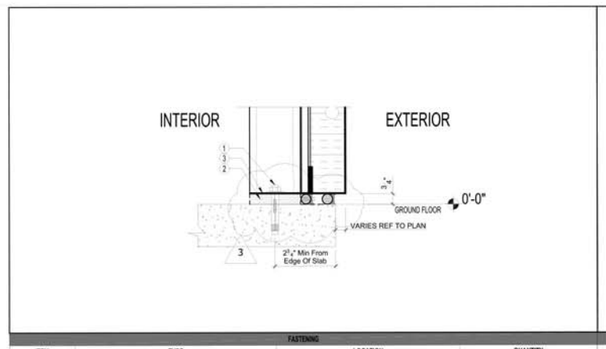

FASTENING			
ITEM	TYPE	LOCATION	QUANTITY
1	UCAN WED 383	TRACK TO SLAB	1 @ 8" O.C
2	3/4" SOLID GROUT (DURAPATCH)	CONCRETE SLAB AND BOTTOM OF PANEL	CONTINUOUS
3	EIFS TAPE MEMBRANE	SEPARATION TRACK TO CONCRETE	CONTINUOUS

SD1 NTS — PANEL TO GROUND FLOOR SLAB FIX CONNECTION TSFSx

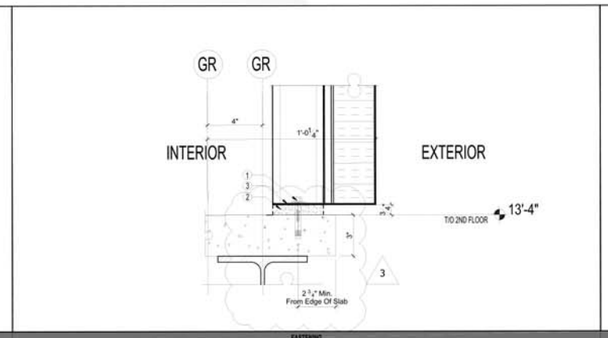

FASTENING			
ITEM	TYPE	LOCATION	QUANTITY
1	UCAN WED 383	TRACK TO SLAB	1 @ 8" O.C
2	3/4" SOLID SHIM	CONCRETE SLAB AND BOTTOM OF PANEL	CONTINUOUS
3	EIFS TAPE MEMBRANE	SEPARATION TRACK TO CONCRETE	CONTINUOUS

SD2 NTS — PANEL TO TOP OF 2ND FLOOR SLAB FIX CONNECTION TSFSx2

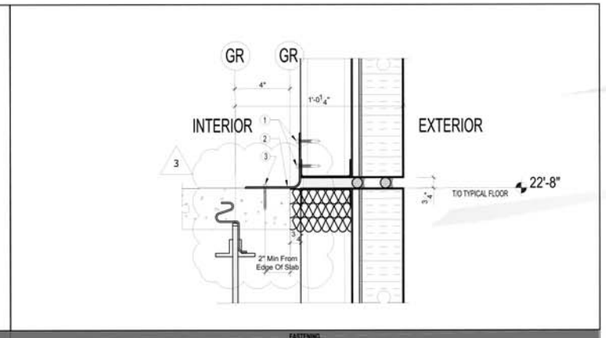

FASTENING			
ITEM	TYPE	LOCATION	QUANTITY
1	TEK 3 12-14X3	CONTINUOS ANGLE TO PANEL STUD	2 @ EVERY STUD
2	4"X4.5"X0.075" ANGLE	TOP OF SLAB TO PANEL STUD	CONTINUOUS
3	SCH 14/134	BOTTOM TRACK TO CONCRETE SLAB	1 @ 4" O.C

SD3 NTS — PANEL TO TOP OF TYPICAL SLAB FIX CONNECTION TSFAx

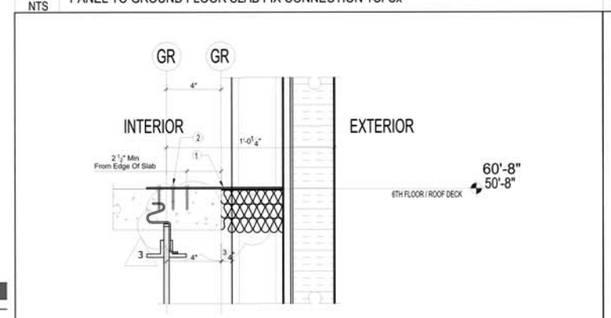

FASTENING			
ITEM	TYPE	LOCATION	QUANTITY
1	1/8" x 12" x 3" SLIP STICK	TOP OF CONCRETE SLAB TO PANEL STUD	1 PER STUD CONNECTION
2	SCH 14/134	SLIP STICK TO CONCRETE SLAB	3 @ EVERY CONNECTION

SD4 NTS — PANEL TO TOP OF SLAB SLIP STICK CONNECTION TSSSx

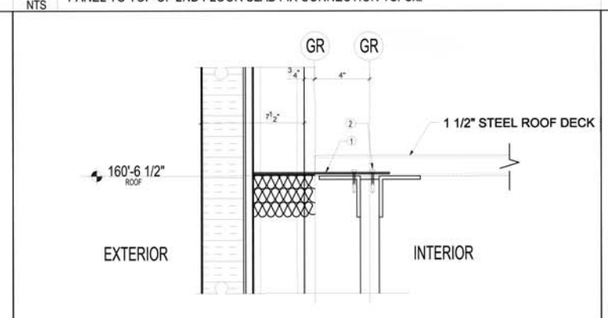

FASTENING			
ITEM	TYPE	LOCATION	QUANTITY
1	1/8" x 12" x 3" SLIP STICK	TOP OF CONCRETE SLAB TO PANEL STUD	1 PER STUD CONNECTION
2	TEK 5.5#13-24 x 1/4"	SLIP STICK TO JOIST	2 PER CONNECTION

SD5 NTS — PANEL TO STEEL ROOF DECK SLIP STICK CONNECTION TSSSx

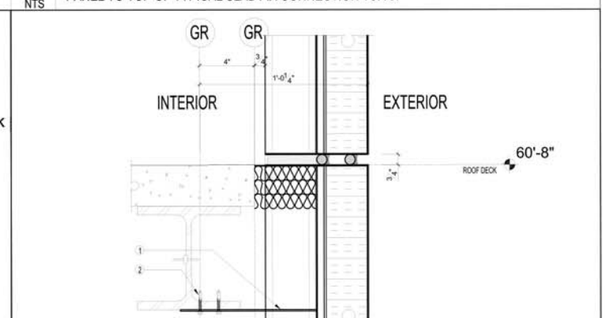

FASTENING			
ITEM	TYPE	LOCATION	QUANTITY
1	1/8" x 12" x 3" SLIP STICK	TOP OF CONCRETE SLAB TO PANEL STUD	1 PER STUD CONNECTION
2	TEK 5.5#13-24 x 1/4"	SLIP STICK TO BOTTOM OF BEAM	2 PER CONNECTION

SD6 NTS — PANEL TO BOTTOM OF BEAM SLIP STICK CONNECTION TSSHx

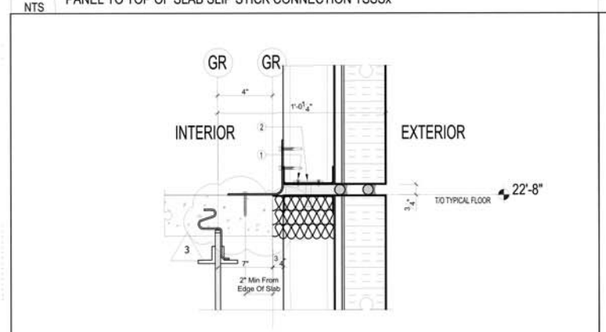

FASTENING			
ITEM	TYPE	LOCATION	QUANTITY
1	TYPE 12/98	SLIP PIN TO PANEL BOTTOM TRACK	9 @ EVERY CONNECTION
2	3"X3"X .054" PLATE AND Ø 1/4 X 1.5"SLIP PIN	BOTTOM TRACK PANEL TO TOP TRACK PANEL	1 @ EVERY 32"O.C

SD7 NTS — PANEL JOINT SLIP PIN CONNECTION TSSPx

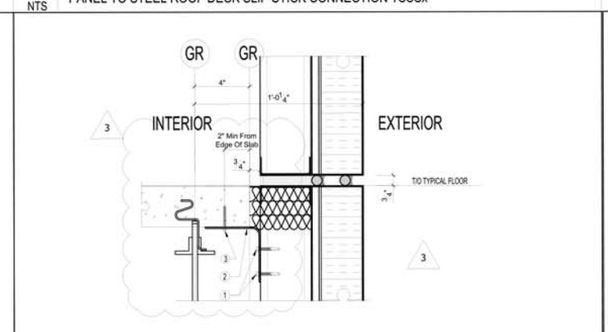

FASTENING			
ITEM	TYPE	LOCATION	QUANTITY
1	TEK 3 12-14X3	CONTINUOS ANGLE TO PANEL STUD	2 @ EVERY STUD
2	4"X4.5"X0.075" ANGLE	TOP OF SLAB TO PANEL STUD	CONTINUOUS
3	SCH 14/134	BOTTOM TRACK TO CONCRETE SLAB	1 @ 4" O.C

SD8 NTS — PANEL TO BOTTOM OF TSLAB FIX CONNECTION

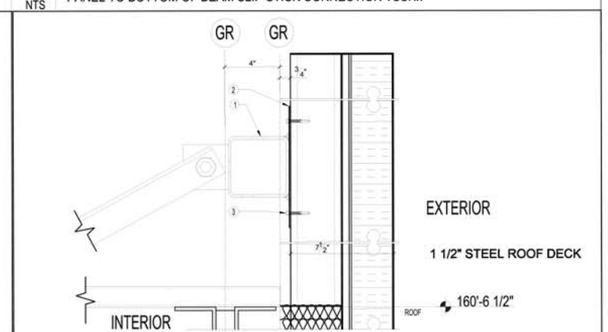

FASTENING			
ITEM	TYPE	LOCATION	QUANTITY
1	4"X4"X3/16" CURVED HSS	CONTINUOS CURVED BACK TO PANEL	CONTINUOS
2	7" X 0.8" CONTINUOS PLATE	CONTINUOS HSS TO PANEL STUD	CONTINUOS
3	TEK 3 14-14X3	CONTINUOS PLATE TO PANEL STUD	2 @ EVERY STUD

SD9 NTS — HIGH PARAPET SOUTH ELEVATION BACK BRACING CONNECTION

COURTYARD MARRIOTT

6178 Netherhart Road Mississauga, Ontario, Canada L5T 1B7
Phone: (416) 759-4474 Fax: (416) 759-4470 E-mail: info@durabond.com

PROJECT PROFILE
"DUREX PANEL WALL SYSTEM"

DURabond BUILDING SYSTEMS INC.

AECH WALL PANEL LAYOUT

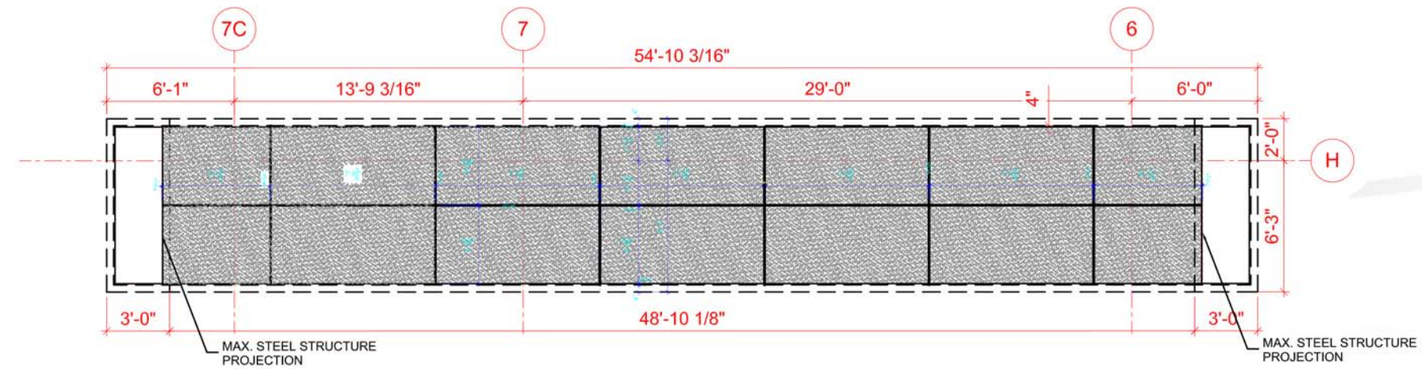

1 PANEL LAYOUT AT SOFFIT

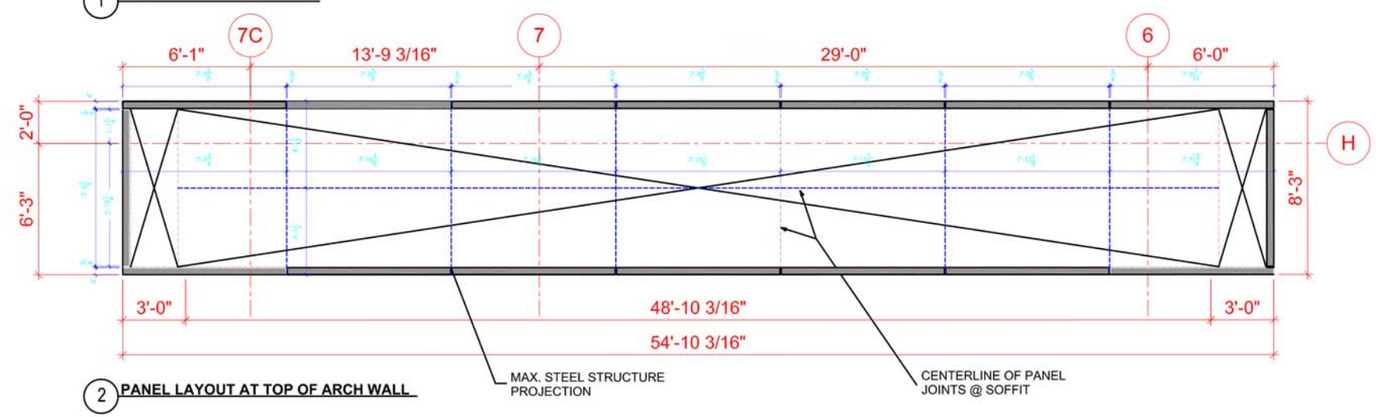

2 PANEL LAYOUT AT TOP OF ARCH WALL

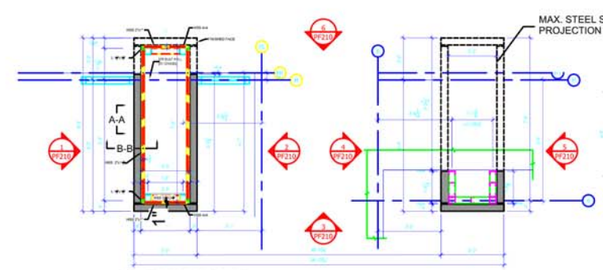

4 PARTIAL PLAN

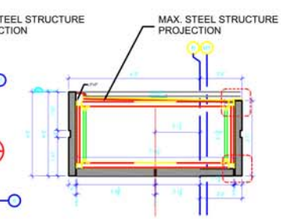

4 SECTION AT TOP OF ARCH WALL

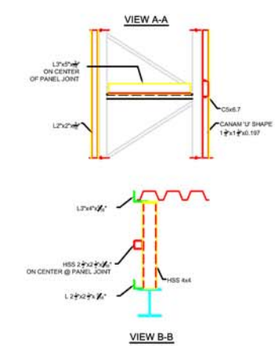

COURTYARD MARRIOTT

6178 Netherhart Road Mississauga, Ontario, Canada L5T 1B7
Phone: (416) 759-4474 Fax: (416) 759-4470 E-mail: info@durabond.com

PROJECT PROFILE
"DUREX PANEL WALL SYSTEM"

DURabond BUILDING SYSTEMS INC.

ARCH WALL PANEL LAYOUT

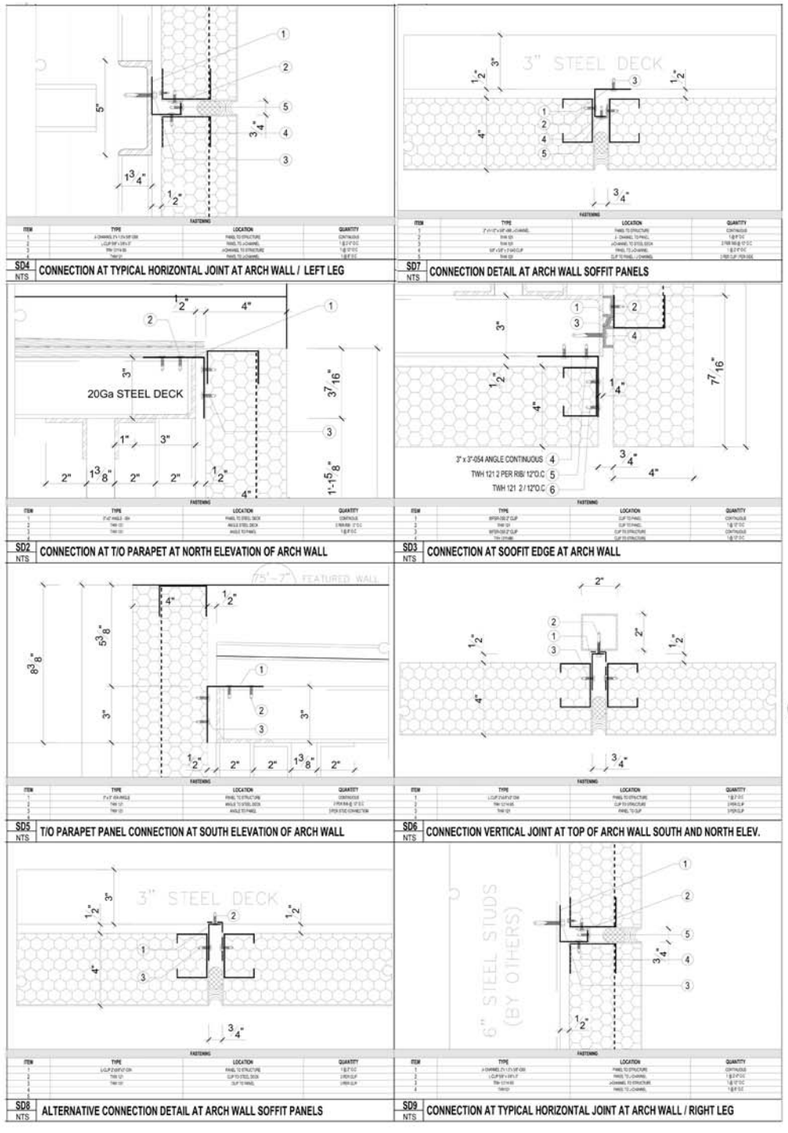

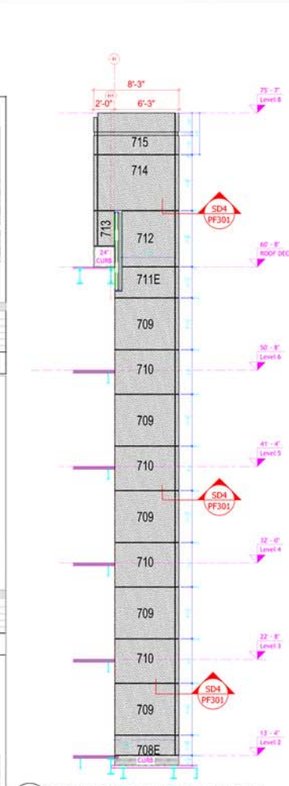

1 LEFT LEG - WEST ELEVATION
SCALE: 3/16"=1'-0"

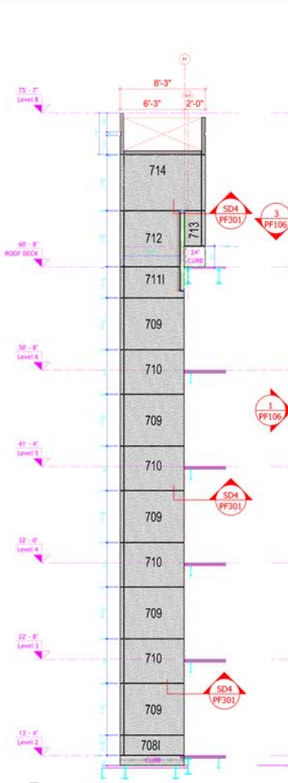

2 LEFT LEG - EAST ELEVATION
SCALE: 3/16"=1'-0"

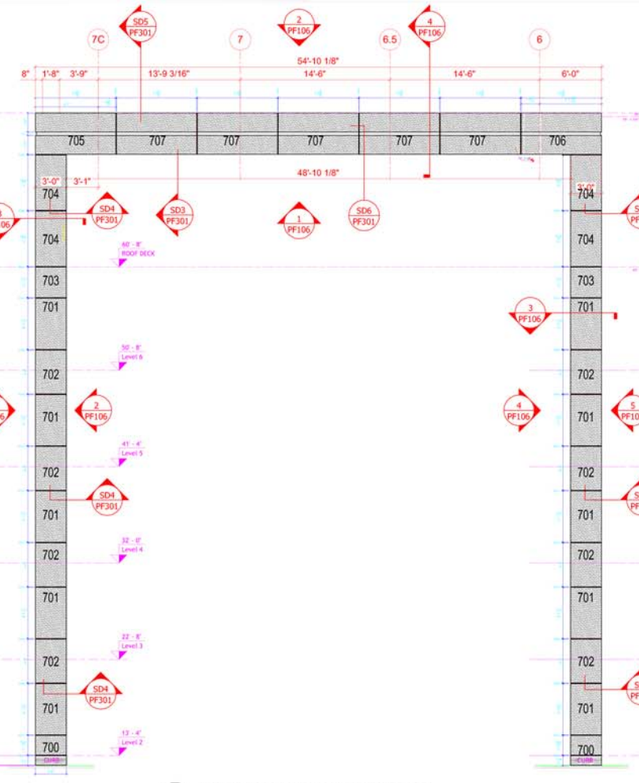

3 ARCH WALL - SOUTH ELEVATION
SCALE: 3/16"=1'-0"

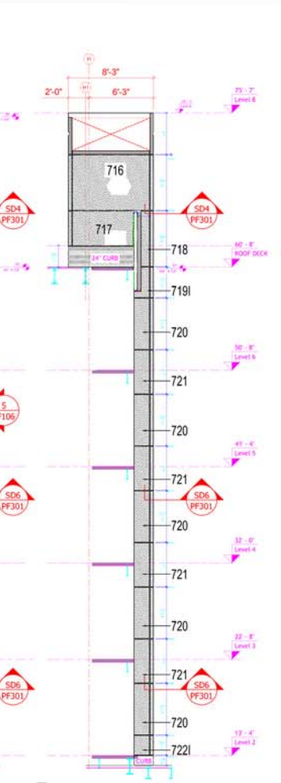

4 RIGHT LEG - WEST ELEVATION
SCALE: 3/16"=1'-0"

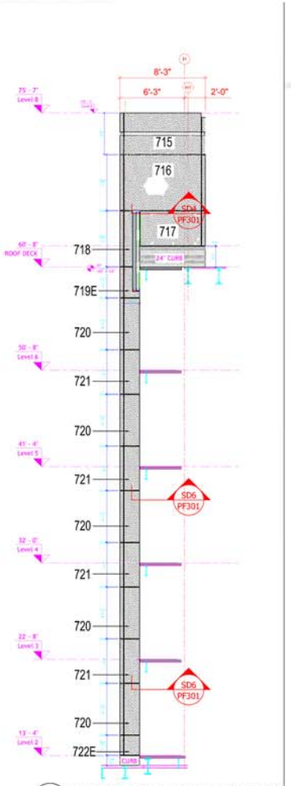

5 RIGHT LEG - EAST ELEVATION
SCALE: 3/16"=1'-0"

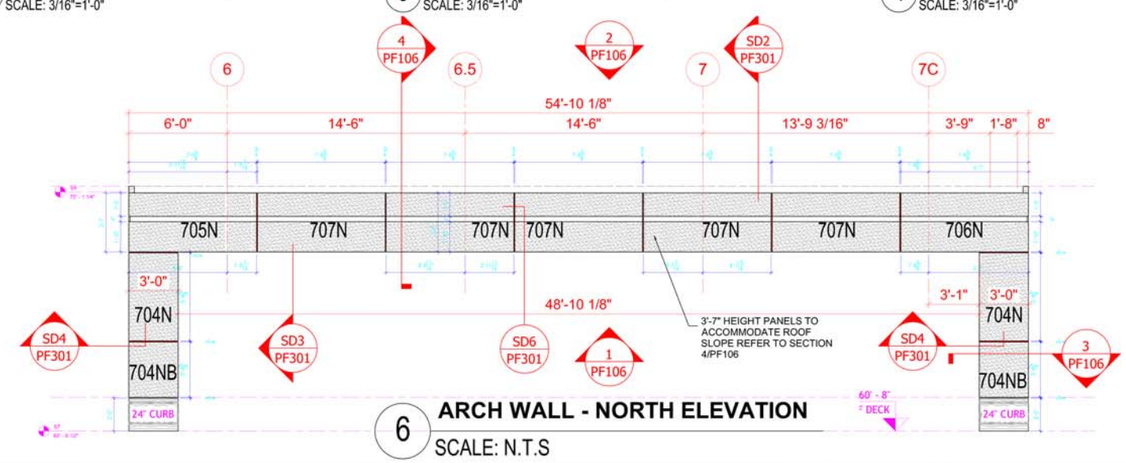

6 ARCH WALL - NORTH ELEVATION
SCALE: N.T.S

COURTYARD MARRIOTT

6178 Netherhart Road Mississauga, Ontario, Canada L5T 1B7
Phone: (416) 759-4474 Fax: (416) 759-4470 E-mail: info@durabond.com

PROJECT PROFILE
"DUREX PANEL WALL SYSTEM"

DURabond BUILDING SYSTEMS INC.

AECH WALL PANEL LAYOUT

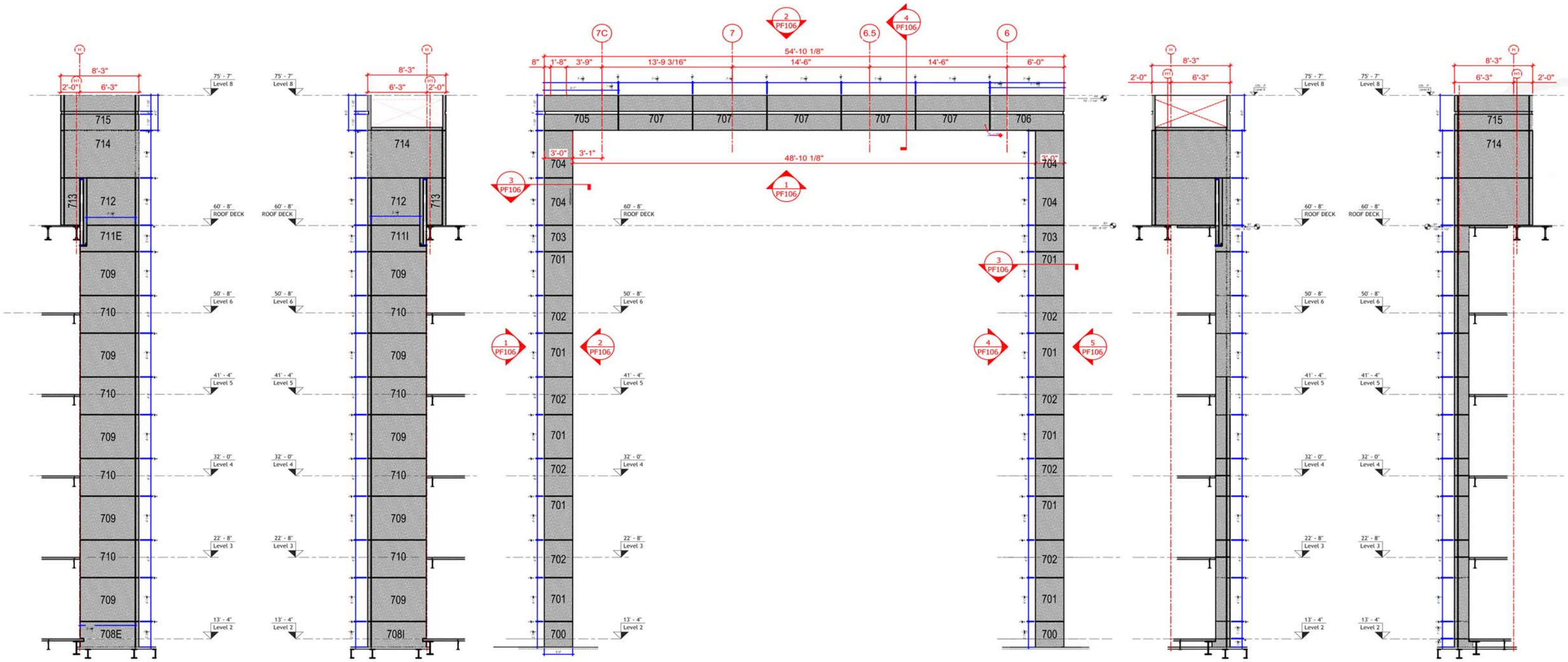

1 LEFT LEG - WEST ELEVATION
SCALE: 3/16"=1'-0"

2 LEFT LEG - EAST ELEVATION
SCALE: 3/16"=1'-0"

3 ARCH WALL - SOUTH ELEVATION
SCALE: 3/16"=1'-0"

4 RIGHT LEG - WEST ELEVATION
SCALE: 3/16"=1'-0"

5 RIGHT LEG - EAST ELEVATION
SCALE: 3/16"=1'-0"

COURTYARD MARRIOTT

6178 Netherhart Road Mississauga, Ontario, Canada L5T 1B7
Phone: (416) 759-4474 Fax: (416) 759-4470 E-mail: info@durabond.com

PROJECT PROFILE
"DUREX PANEL WALL SYSTEM"

DURabond
BUILDING SYSTEMS INC.

PANEL PRODUCTION



COURTYARD MARRIOTT

6178 Netherhart Road Mississauga, Ontario, Canada L5T 1B7
Phone: (416) 759-4474 Fax: (416) 759-4470 E-mail: info@durabond.com

PROJECT PROFILE
"DUREX PANEL WALL SYSTEM"

DURabond
BUILDING SYSTEMS INC.

PANEL PRODUCTION

COURTYARD MARRIOTT

6178 Netherhart Road Mississauga, Ontario, Canada L5T 1B7
Phone: (416) 759-4474 Fax: (416) 759-4470 E-mail: info@durabond.com

PROJECT PROFILE
"DUREX PANEL WALL SYSTEM"

DURabond
BUILDING SYSTEMS INC.

PANEL INSTALLATION

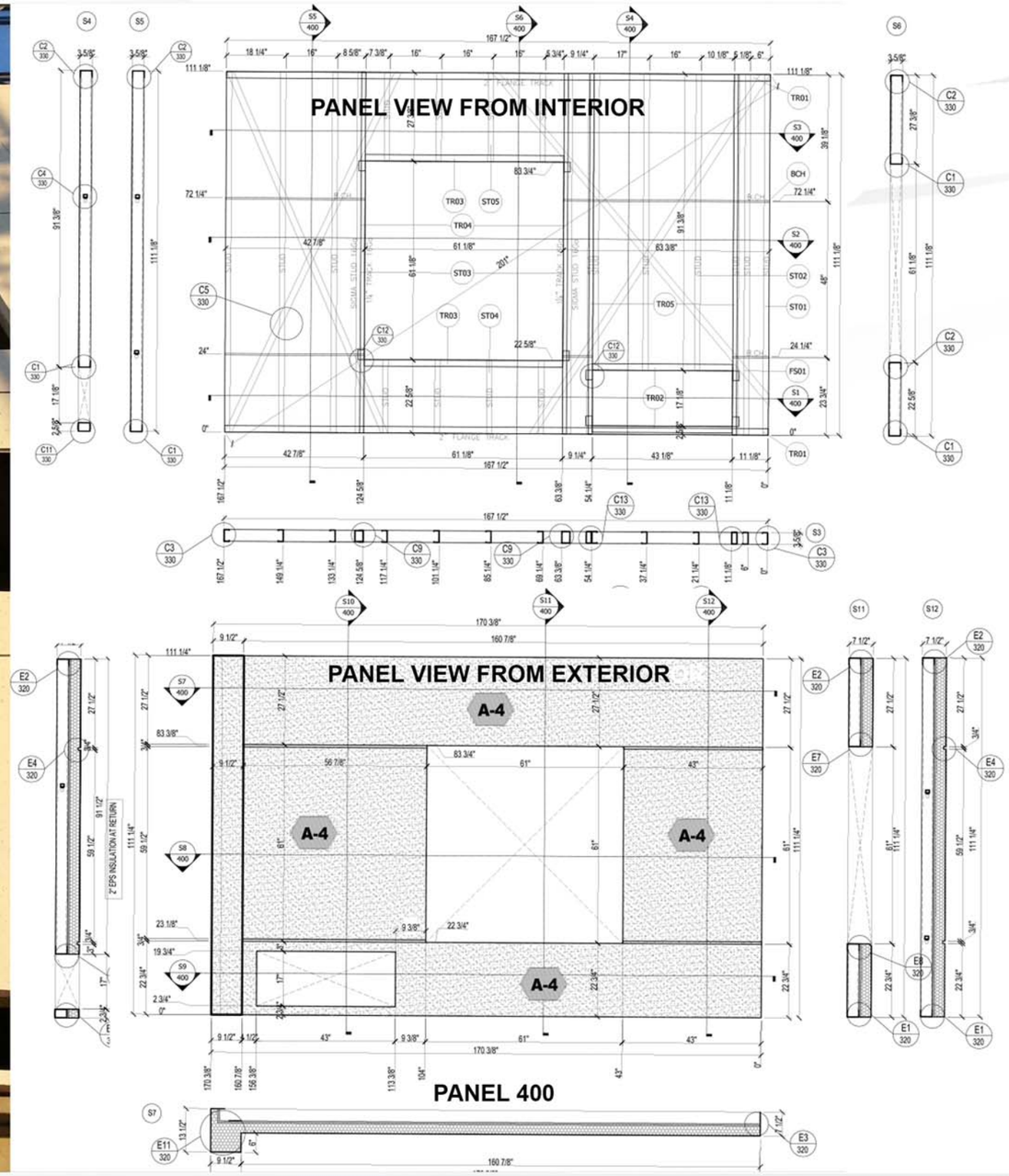

COURTYARD MARRIOTT

6178 Netherhart Road Mississauga, Ontario, Canada L5T 1B7
Phone: (416) 759-4474 Fax: (416) 759-4470 E-mail: info@durabond.com

PROJECT PROFILE
"DUREX PANEL WALL SYSTEM"

DURabond
BUILDING SYSTEMS INC.

PANEL INSTALLATION-SOUTH ELEVATION



COURTYARD MARRIOTT

6178 Netherhart Road Mississauga, Ontario, Canada L5T 1B7
Phone: (416) 759-4474 Fax: (416) 759-4470 E-mail: info@durabond.com

PROJECT PROFILE
"DUREX PANEL WALL SYSTEM"

DURabond
BUILDING SYSTEMS INC.

PANEL INSTALLATION

COURTYARD MARRIOTT

6178 Netherhart Road Mississauga, Ontario, Canada L5T 1B7
Phone: (416) 759-4474 Fax: (416) 759-4470 E-mail: info@durabond.com

PROJECT PROFILE
"DUREX PANEL WALL SYSTEM"

DURabond
BUILDING SYSTEMS INC.

COURTYARD MARRIOTT

6178 Netherhart Road Mississauga, Ontario, Canada L5T 1B7
Phone: (416) 759-4474 Fax: (416) 759-4470 E-mail: info@durabond.com

PROJECT PROFILE
"DUREX PANEL WALL SYSTEM"

DURabond
BUILDING SYSTEMS INC.

PANEL INSTALLATION-SOUTH ELEVATION

COURTYARD MARRIOTT

6178 Netherhart Road Mississauga, Ontario, Canada L5T 1B7
Phone: (416) 759-4474 Fax: (416) 759-4470 E-mail: info@durabond.com

PROJECT PROFILE
"DUREX PANEL WALL SYSTEM"

DURabond
BUILDING SYSTEMS INC.

PANEL INSTALLATION-NORTH ELEVATION



COURTYARD MARRIOTT

6178 Netherhart Road Mississauga, Ontario, Canada L5T 1B7
Phone: (416) 759-4474 Fax: (416) 759-4470 E-mail: info@durabond.com

PROJECT PROFILE
"DUREX PANEL WALL SYSTEM"

DURabond BUILDING SYSTEMS INC.

PANEL INSTALLATION-NORTH ELEVATION

COURTYARD MARRIOTT

6178 Netherhart Road Mississauga, Ontario, Canada L5T 1B7
Phone: (416) 759-4474 Fax: (416) 759-4470 E-mail: info@durabond.com

PROJECT PROFILE
"DUREX PANEL WALL SYSTEM"

DURabond
BUILDING SYSTEMS INC.

NOVEMBER 2OTH, 2013



COURTYARD MARRIOTT

6178 Netherhart Road Mississauga, Ontario, Canada L5T 1B7
Phone: (416) 759-4474 Fax: (416) 759-4470 E-mail: info@durabond.com

PROJECT PROFILE
"DUREX PANEL WALL SYSTEM"

DURabond
BUILDING SYSTEMS INC.

PANEL INSTALLATION-SOUTH ELEVATION





COURTYARD MARRIOTT

6178 Netherhart Road Mississauga, Ontario, Canada L5T 1B7
Phone: (416) 759-4474 Fax: (416) 759-4470 E-mail: info@durabond.com

PROJECT PROFILE
"DUREX PANEL WALL SYSTEM"

DURabond BUILDING SYSTEMS INC.

PANEL INSTALLATION-SOUTH ELEVATION

COURTYARD MARRIOTT

6178 Netherhart Road Mississauga, Ontario, Canada L5T 1B7
Phone: (416) 759-4474 Fax: (416) 759-4470 E-mail: info@durabond.com

PROJECT PROFILE
"DUREX PANEL WALL SYSTEM"

DURabond
BUILDING SYSTEMS INC.





COURTYARD MARRIOTT

6178 Netherhart Road Mississauga, Ontario, Canada L5T 1B7
Phone: (416) 759-4474 Fax: (416) 759-4470 E-mail: info@durabond.com

PROJECT PROFILE
"DUREX PANEL WALL SYSTEM"

DURabond
BUILDING SYSTEMS INC.



COURTYARD MARRIOTT

6178 Netherhart Road Mississauga, Ontario, Canada L5T 1B7
Phone: (416) 759-4474 Fax: (416) 759-4470 E-mail: info@durabond.com

PROJECT PROFILE
"DUREX PANEL WALL SYSTEM"

DURabond
BUILDING SYSTEMS INC.

COURTYARD MARRIOTT

6178 Netherhart Road Mississauga, Ontario, Canada L5T 1B7
Phone: (416) 759-4474 Fax: (416) 759-4470 E-mail: info@durabond.com

PROJECT PROFILE
"DUREX PANEL WALL SYSTEM"

DURabond
BUILDING SYSTEMS INC.

COURTYARD MARRIOTT

6178 Netherhart Road Mississauga, Ontario, Canada L5T 1B7
Phone: (416) 759-4474 Fax: (416) 759-4470 E-mail: info@durabond.com